

Safety Line Tiles

Yellow - Ceramic & Concrete Paver



At Tactile Systems Australia safety is our topmost priority, and we are proud to present our cutting-edge Safety Line Tile, a game-changer in ensuring the security and well-being of passengers at train stations. With the bustling nature of train stations and the constant influx of travelers, safety has never been more critical. Our Safety Line Tile is specifically engineered to mitigate risks and enhance the overall safety of commuters, making it an indispensable addition to any modern transportation infrastructure.

Key Features and Benefits:

Unparalleled Slip Resistance: Our Safety Line Tile comes equipped with advanced slip-resistant technology, providing a secure and stable surface even during inclement weather conditions. This drastically reduces the risk of slip-and-fall accidents, ensuring passengers can move confidently and comfortably.

Highly Visible Design:

Durability and Longevity:

Fire and Chemical Resistance:



AS/NZ 1428.4.1 2009
STANDARD



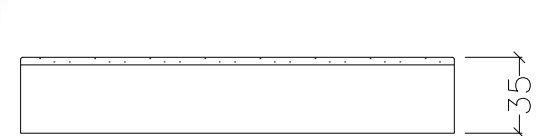
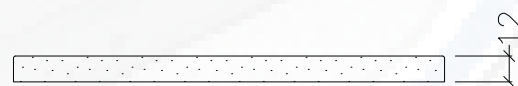
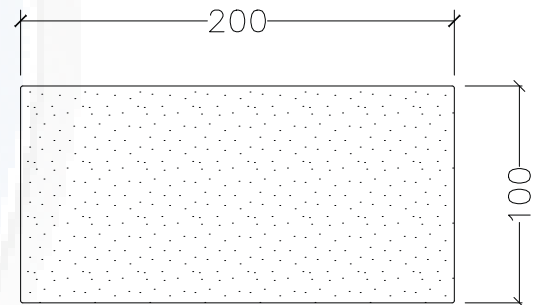
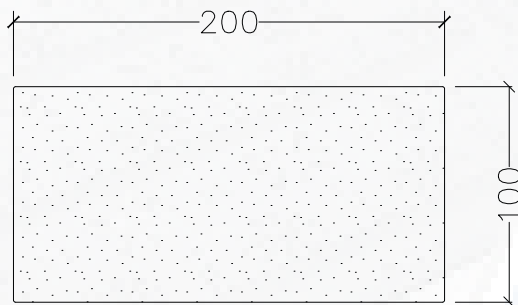
P5 SLIP RATING NATA
APPROVED LAB



2 YEAR PRODUCT
WARRANTY



REQUIRES 30%
LUMINANCE CONTRAST
Testing Service Available



SPECIFICATIONS	Size	Code
Ceramic	100mm x 200mm x 10mm	WISLC-200x100x10-TSA-YEL
Concrete Paver	100mm x 200mm x 40mm	WISLP-200x100x40-TSA-YEL