



Short T - Galvanised SR-TSA-01-G




Long T - Galvanised SR-TSA-04-G




Elbow - Galvanised SR-TSA-16-G




Two Sockets Cross Galvanised SR-TSA-19-G



90° Elbow - Galvanised SR-TSA-25-G




Swivel Elbow Galvanised SR-TSA-25H-G




3 Way Elbow Galvanised SR-TSA-28-G



Wall Flange Galvanised SR-TSA-31-G




Base Flange Galvanised SR-TSA-32-G



Bracket - Galvanised SR-TSA-43W-G




Sleeve Joint Galvanised SR-TSA-49-G




Joint - Galvanised SR-TSA-50-G




4 Way Cross Galvanised SR-TSA-58-G




Cross Over 90 degree - Galvanised SR-TSA-61-G




Single Swivel T Combination - Galvanised SR-TSA-73-G



Single Male Section - Galvanised SR-TSA-73M-G



3 Way Socket Cross - Galvanised SR-TSA-76-G



Open Cross Over - Galvanised SR-TSA-201-G




Toeboard Adaptor Flange - Galvanised SR-TSA-247-G



Cap - Plastic SR-TSA-33-PL



Self Closing Gate - 1000mm long x 500mm high - Galvanised SR-SCGA-G



Self Closing Gate - 1000mm long x 500mm high - Yellow SR-SCGA-Y



Post, Mid/Top Rail 950mm - Yellow SR-TSA-950-Y



Post, Top/Mid Rail 950mm - Galvanised SR-TSA-950-G



Top/Mid Rail 1940mm - Yellow SR-TSA-1940-Y



Tube 1940mm Galvanised SR-TSA-1940-G



Assembled End Post - Galvanised SR-EP-TSA-G



Assembled Middle Post - Galvanised SR-MP-TSA-G



Assembled 90° Corner Post - Galvanised SR-CP-TSA-G



Assembled End Post - Yellow SR-EP-TSA-Y



Assembled Middle Post - Yellow SR-MP-TSA-Y



Assembled 90° Corner Post - Yellow SR-CP-TSA-Y